

STANDARD/BALL

SFERA
BALL
KUGEL
BILLE

Caratteristiche tecniche I

- Intercambiabilità: con i principali produttori
- Occlusione: sfera
- Aggancio: sfere radiali
- Materiale: acciaio
- Finitura: Zn-Fe (Cr III)
- Filettature: BSP-NPT-SAE
- Guarnizioni standard: NBR
- Temperatura d'esercizio: -25°C +100°C
- Guarnizioni opzionali: FKM, FFKM, EPDM o altro.
- Pressioni di esercizio: 200-300 bar
- Connessione in pressione residua: non consentita

Technical data E

- Interchange: with the main producers
- Occlusion: ball
- Locking: radial balls
- Material: steel
- Finishing: Zn-Fe (Cr III)
- Threads: BSP - NPT - SAE
- Standard seals: NBR
- Working temperature: -25°C +100°C
- Optional seals: FKM, FFKM, EPDM or more.
- Working pressure: 200-300 bar
- Connection under residual pressure: not allowed

Technische Merkmale D

- Austauschbarkeit: mit den wichtigsten Lieferanten
- Verschluss: kugel
- Verriegelung: Stahlkugeln
- Werkstoff: Stahl
- Ausführung: Zn-Fe (Cr III)
- Gewinde: BSP-NPT-SAE
- Standard-Dichtungen: NBR
- Betriebstemperatur: -25°C +100°C
- Dichtungen nach Wahl: FKM, FFKM, EPDM, usw.
- Betriebsdruck: 200-300 bar
- Kuppeln unter Restdruck: nicht möglich

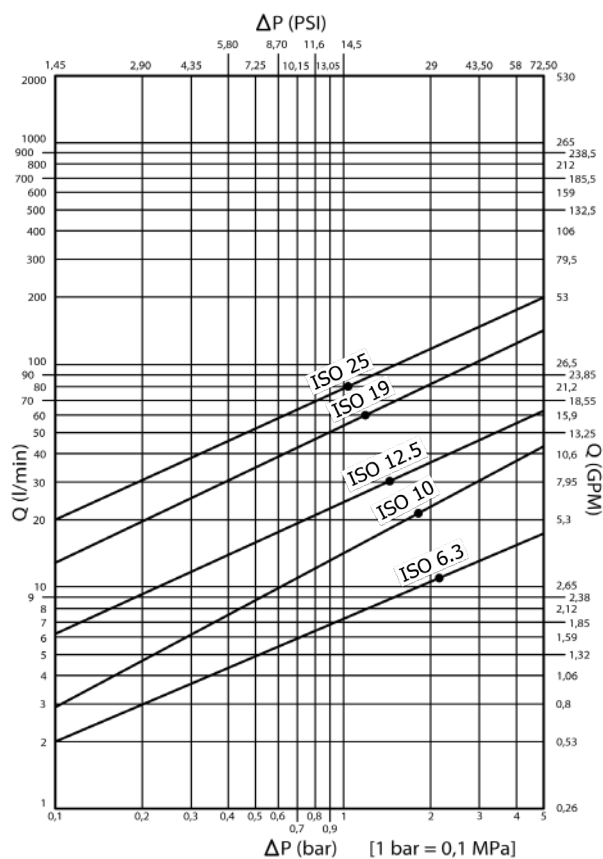
Caracteristiques techniques F

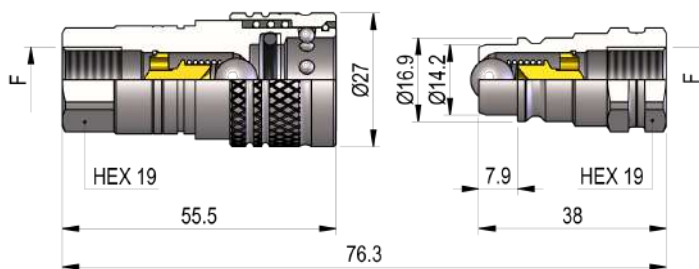
- Intercambiabilité: avec les principaux producteurs
- Obturation: bille
- Accrochage: billes radiales
- Matériel: acier
- Traitement: Zn-Fe (Cr III)
- Taraudage: BSP-NPT-SAE
- Joints standard: NBR
- Température de service: -25°C +100°C
- Joints facultatifs: FKM, FFKM, EPDM, ect.
- Pression de service: 200-300 bar
- Connexion sous pression résiduelle: pas possible



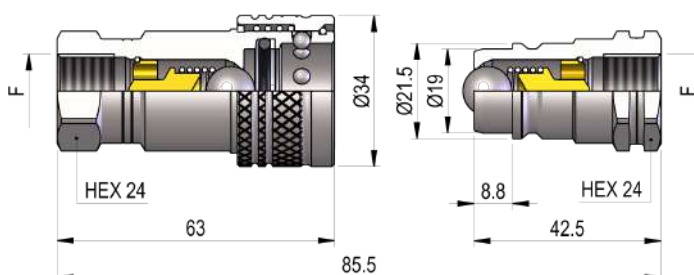
Nominal size				Max working pressure	Rated flow	Max flow rate	Min burst pressure			Fluid spillage
DNP	BG	ISO	mm				Male	Female	Coupled	
06	1	6.3	5.3	30	12	20	120	120	150	0.5
10	2	10	7.4	25	23	35	100	100	160	1.4
13	3	12.5	8.9	20	30	55	80	95	130	1.9
20	4	19	12.4	20	60	120	80	110	120	4.6
25	5	25	13.1	20	80	160	85	110	100	5.9

1 MPa = 145.04 psi • 1 l = 0.264 gal

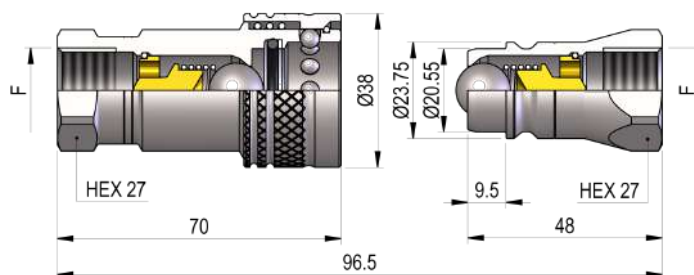


PDS1 DN06 - BG 1 - ISO 6.3


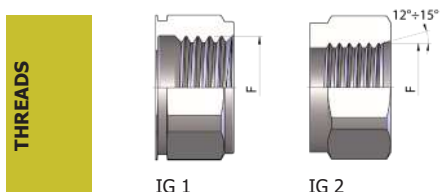
F	STANDARD	FEMMINA - FEMALE - MUFFE - FEMELLE			MASCHIO - MALE - STECKER - MALE		
		COD. F	Weight (g)	Packaging (pcs)	COD. M	Weight (g)	Packaging (pcs)
BSP 1/4"	DIN 3852-2-X	PDS1.0606.002	127	100	PDS1.0606.003	47	300
NPT 1/4"	ANSI B1.20.3	PDS1.0606.012	128	100	PDS1.0606.013	48	300

PDS1 DN10 - BG 2 - ISO 10


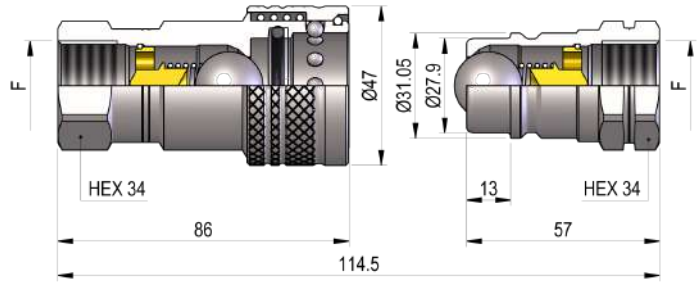
F	STANDARD	FEMMINA - FEMALE - MUFFE - FEMELLE			MASCHIO - MALE - STECKER - MALE		
		COD. F	Weight (g)	Packaging (pcs)	COD. M	Weight (g)	Packaging (pcs)
BSP 3/8"	DIN 3852-2-X	PDS1.1010.002	207	56	PDS1.1010.003	86	200
NPT 3/8"	ANSI B1.20.3	PDS1.1010.012	208	56	PDS1.1010.013	87	200

PDS1 DN13 - BG 3 - ISO 12.5


THREADS	F	STANDARD	FEMMINA - FEMALE - MUFFE - FEMELLE			MASCHIO - MALE - STECKER - MALE		
			COD. F	Weight (g)	Packaging (pcs)	COD. M	Weight (g)	Packaging (pcs)
IG 1	BSP 1/2"	DIN 3852-2-X	PDS1.1313.002	273	50	PDS1.1313.003	101	200
	NPT 1/2"	ANSI B1.20.3	PDS1.1313.012	275	50	PDS1.1313.013	103	200
IG 2	3/4"-16 UNF 2B	SAE J 1926-1	PDS1.1319.032	281	50	PDS4.1319.033	108	200
	7/8"-14 UNF 2B	SAE J 1926-1	PDS1.1323.032	267	50	PDS1.1323.033	93	200

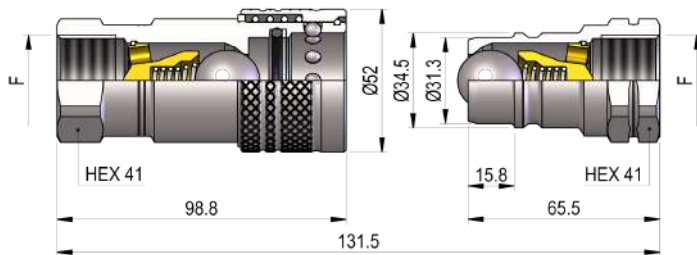


PDS1 DN20 - BG 4 - ISO 19



F	STANDARD	FEMMINA - FEMALE - MUFFE - FEMELLE			MASCHIO - MALE - STECKER - MALE		
		COD. F	Weight (g)	Packaging (pcs)	COD. M	Weight (g)	Packaging (pcs)
BSP 3/4"	DIN 3852-2-X	PDS1.2019.002	494	28	PDS1.2019.003	205	45
NPT 3/4"	ANSI B1.20.3	PDS1.2019.012	500	28	PDS1.2019.013	210	45

PDS1 DN25 - BG 5 - ISO 25



F	STANDARD	FEMMINA - FEMALE - MUFFE - FEMELLE			MASCHIO - MALE - STECKER - MALE		
		COD. F	Weight (g)	Packaging (pcs)	COD. M	Weight (g)	Packaging (pcs)
BSP 1"	DIN 3852-2-X	PDS1.2525.002	768	20	PDS1.2525.003	302	30
NPT 1"	ANSI B1.20.3	PDS1.2525.012	775	20	PDS1.2525.013	310	30